


# Art Virtual Learning

# 8th grade Art 3

May 6, 2020



**May 6**

**Objective/Learning Target**

**I can explore Architecture in our world today.**

Take a closer look at a Famous Artist and their work

Explore a technique or Artist happening somewhere in the world right now!

Figure drawing challenges

Masterpiece Monday

Technique Tuesday

What's Up Wednesday

Thumbnail Thursday

Finally Friday

Practice Skills Known and new techniques

Small, loose sketches of objects we find or design concepts

Today we will venture from the past to Architecture today. This is a field many Artists and Engineers decide to go into. It is a competitive field but those who make it and are successful make a great living from this career.




Architecture has gone through many periods of growth and change, just like other art fields (painting, drawing, sculpture...) We often hear the same vocabulary and see the same art styles around the same years. For example, the Bauhaus movement had very simplified lines and shapes. We see that same style reflected in Bauhaus style buildings.





Architects, like painters or sculptors, often get very creative in their works and enjoy the challenge of designing a building that is functional and yet, a work of art.

Stadium in Qatar



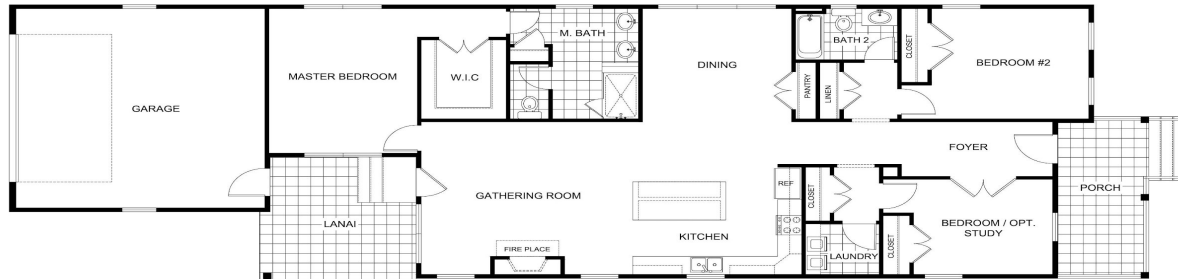
Leo Ming Pei Building



Frank Ghery Building



The exterior (outside) of the building is just a small part of Architecture. Architects also create the floor plans. Have you ever seen blueprints or floor plans of a house or building? Some of you spend your free time sketching cartoon characters, anime, or eyes. Some of you love drawing plants or animals.. When I was a kid, I used to spend my doodle time drawing floor plans for offices, schools, houses, tree houses, and yards.







Watch these two short videos by Architect Berry Berkus. [In this first video](#), he explains how he designed the clients dream house with ocean views. [In the second video](#) he walks you through important aspects of a house he designs, taking into account even the sunlight at certain times of day.

Find someone in your house or to call who can be your 'client'. Have them describe to you their dream home. Your job is to sit, and take notes as they talk. Be sure they describe the land around the house as well. Do they want woods, a beach, a pool? Is there a basement, a loft, stairs, a fireplace? Your job is to create a blueprint (floor plan) of their vision!

Key-  
 Use these Architect symbols to help you with your blueprint (floor plan). A separate floor would be drawn on a separate page, labeled what floor it is. Do not stress about dimensions (measurements). Just get the vision down for practice today.





How to show  
us your  
creations...

We'd love to see your  
work!!!

Email your art teacher and  
be sure to tag your  
principal as well.

*BE BOLD, BE SAFE, and  
TAKE CARE OF YOU!*

*All the best,  
Ms. Perez*

[sarah\\_perez@idschools.org](mailto:sarah_perez@idschools.org)